

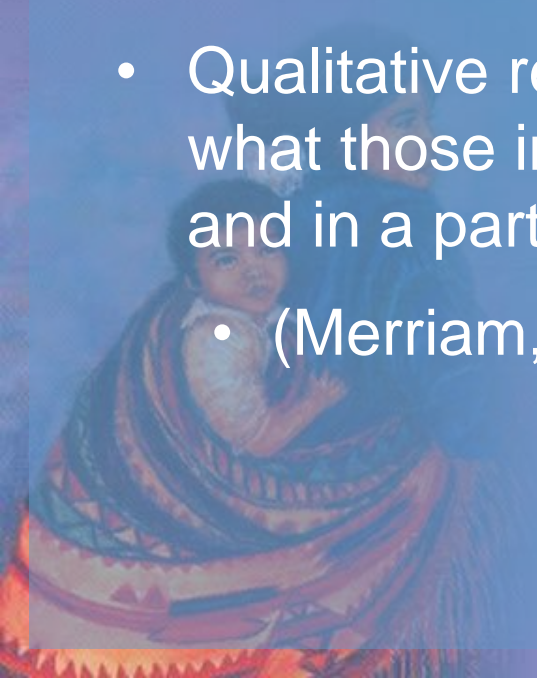


Fundamentals of Qualitative Research

Joan LaFrance
AIHEC NARCH Meeting
Dinè College
June 25, 2015

What is Qualitative Research

- The meaning is socially constructed by individuals in their interaction with their world. The world, or reality is not fixed, single, agreed upon, or measurable.
- Instead there are multiple constructions of reality that are in flux and that change over time.
- Qualitative researchers are interested in understanding what those interpretations are at a particular point in time and in a particular context.
 - (Merriam, S.B. 2002, pg. 3-4)



Qualitative:

- Qualitative: a not-so-descriptive adjective attached to the varieties of social inquiry that have roots in hermeneutics, phenomenological sociology and the *Verstehen* tradition.
- Many scholars use the phrase qualitative inquiry as a blanket designation for all forms of social inquiry that rely primarily on qualitative data (data in the form of words but can include video, photos, artwork).
- (Schwandt, T.A. 2001. Pg.213).



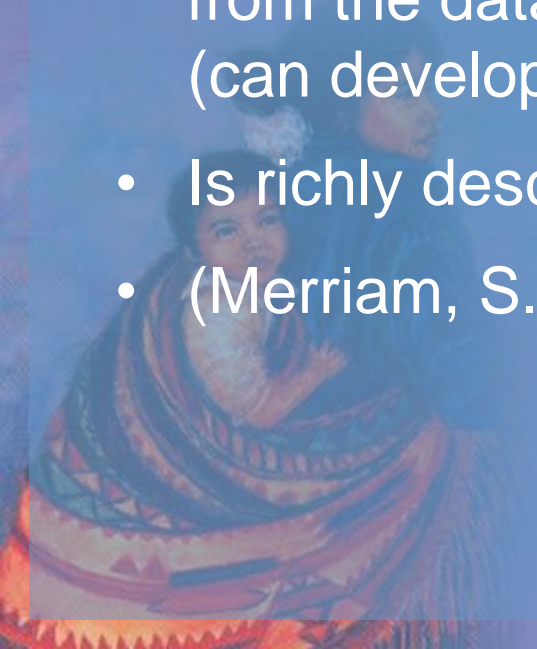
Purposes of Qualitative Research

- Researchers strive to understand the meanings people have constructed about their world and their experience – how do people make sense of their experience?
- The purpose is understanding – this is the end in itself, it does not attempt to predict, but to understand the nature in a particular setting.



Characteristics of Qualitative Research

- The primary instrument for data collection is the researcher. The researcher can be immediately responsive and adaptive.
- Follows an inductive process – interpretation is drawn from the data, not by deductively testing a hypothesis (can develop hypotheses in process of doing research)
- Is richly descriptive (essential for tell our story)
- (Merriam, S.B. 2002, pg. 5)



Concept	Description
Natural Setting	Participants are free from any control & data are collected in their natural environment
Holism	The whole is more than the sum, take magnitude of contextual factors in to account
Human as a research Instrument	Researcher is involved in every step being responsive, flexible, adaptive and good listener
Emergent Design	Study design emerges as further insights are gained through data collection and analysis

Types of Qualitative Research

- Basic Interpretive Qualitative Study
- Phenomenology
- Grounded Theory
- Case Study
- Ethnographic Study
- Narrative Analysis
- Critical Qualitative Research
- Postmodern Research
- (see chapter handout)



Types of Qualitative Research

Study design	Description
Ethnography	Portrait of people- study of the story and culture of a group usually to develop cultural awareness & sensitivity
Phenomenology	Study of individual's lived experiences of events-e.g. the experience of AIDS care
Grounded Theory	Going beyond adding to the existing body of knowledge-developing a new theory about a phenomenon-theory grounded on data
Participatory action research	Individuals & groups researching their own personal beings, socio-cultural settings and experiences
Case study	In-depth investigation of a single or small number of units at a point (over a period) in time. E.g. Evaluation of a service



Method of Data Collection

Methods	Brief explanation
Observation (field notes)	The researcher gets close enough to study subjects to observe (with/without participation) usually to understand whether people do what they say they do, and to access tacit knowledge of subjects
Interview (notes recorded and transcribed)	This involves asking questions, listening to and recording answers from an individual or group on a structured, semi-structured or unstructured format in an in-depth manner
Focus Group (notes recorded and transcribed or video)	Focused (guided by a set of questions) and interactive session with a group small enough for everyone to have chance to talk and large enough to provide diversity of opinions
Other methods	Free listing, Pile sort, ranking, life history (biography), Photo Voice

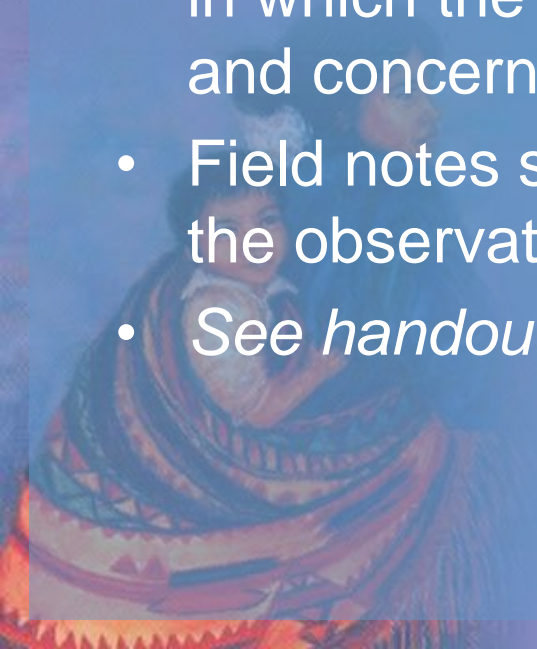
Types of Interview Questions

Hypothetical	If you get the chance to be an HIV scientist, do you think you can discover a vaccine for HIV
Provocative	I have heard people saying most evaluations are subjective-what do you think?
Ideal	In your opinion, what would be the best solution for eliminating gender-based violence?
Interpretative	What do you mean by good?
Provocative	I have heard people saying most evaluations are subjective-what do you think?



Field Notes

- Field notes are transcribed notes or the written account derived from data collected during observations.
- All field notes generally consist of two parts: descriptive in which the observer attempts to capture a word-picture of the setting, actions and conversations; and reflective in which the observer records thoughts, ideas, questions and concerns based on the observations and interviews.
- Field notes should be written as soon as possible after the observation and/or interviews.
- *See handout*

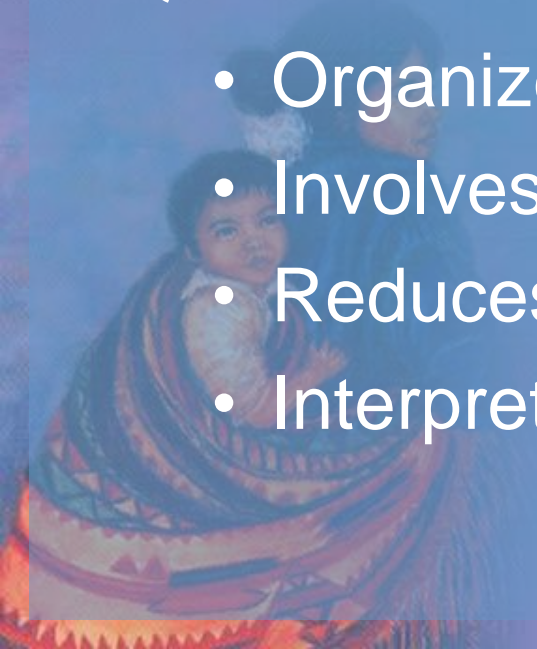


Qualitative Data

- Mostly in narrative form – words
- Transcription or noted from interviews, observations
- Can include photos, art work, videos
- Can include documents, articles, book sections

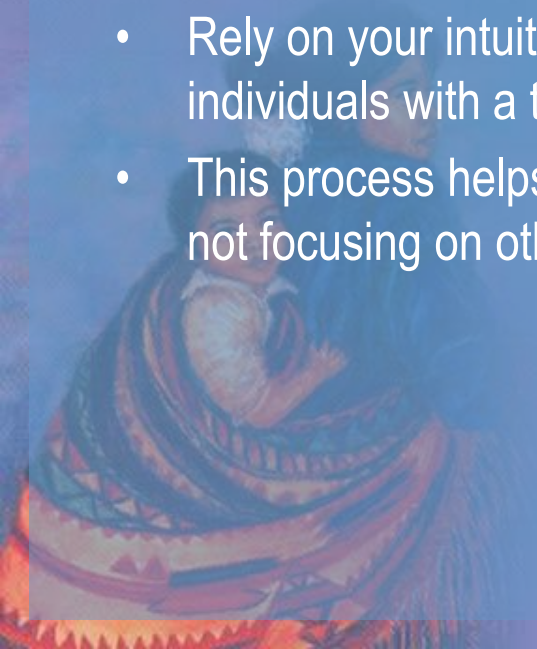
Qualitative Data Analysis

- Organizes the collection of data
- Involves a coding process
- Reduces the data into substantive findings
- Interprets data




Data Reduction

- Qualitative studies produce a wealth of data but not all of it is meaningful. Identify and focus in on what is meaningful.
- Comb through the raw data (code) to determine what is significant and transform the data into a simplified format that can be understood in the context of the research questions
- **When trying to discern what is meaningful data always refer back to the research questions and use them as a framework.**
- Rely on your intuition as the researcher/evaluator and the expertise of other individuals with a thorough understanding of the program.
- This process helps you hone in on specific patterns and themes of interest while not focusing on other aspects of the data.



General Steps in data reduction

- Read text, select sections, assign a code
- One selection could receive more than one code
- Organize the coded material into categories
- Combine categories if needed
- What story emerges (grounded theory)
- How does the data fit into your pre-conceived categories
- Interpretation is in the researcher's hands



Questions to ask during the data analysis process

What patterns/common themes emerge around specific items in the data?

How do these patterns (or lack thereof) help to shed light on the broader study question(s)?

Are there any deviations from these patterns?

If, yes, what factors could explain these atypical responses?

What interesting stories emerge from the data?

How can these stories help to shed light on the broader study question?

Do any of the patterns/emergent themes suggest that additional data needs to be collected?

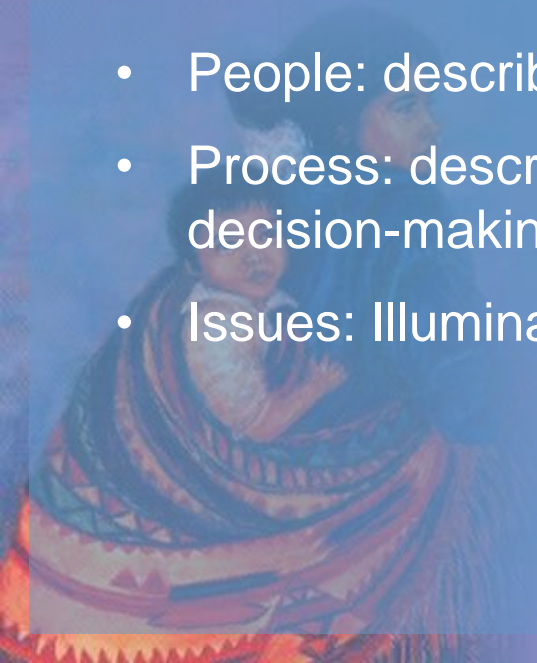
Do any of the study questions need to be revised?

Do the patterns that emerge support the findings of other corresponding qualitative analyses that have been conducted?

This figure was adapted from the National Science Foundations' (1997) Analyzing Qualitative Data. Chapter 4 in User Friendly Handbook for Mixed Methods Evaluations.

Strategies for analyzing observations

- Chronology: describe what was observed chronologically overtime, to tell the story from the beginning to the end
- Key events: describing critical incidents or major events, not necessarily in order of occurrence but in order of importance
- Various settings: describe various places, sites, settings, or locations in which events/behaviors of interest happen
- People: describing individuals or groups involved in the events
- Process: describing important processes (e.g. Control, recruitment, decision-making, socialization, communication)
- Issues: Illuminating key issues – how did participants change



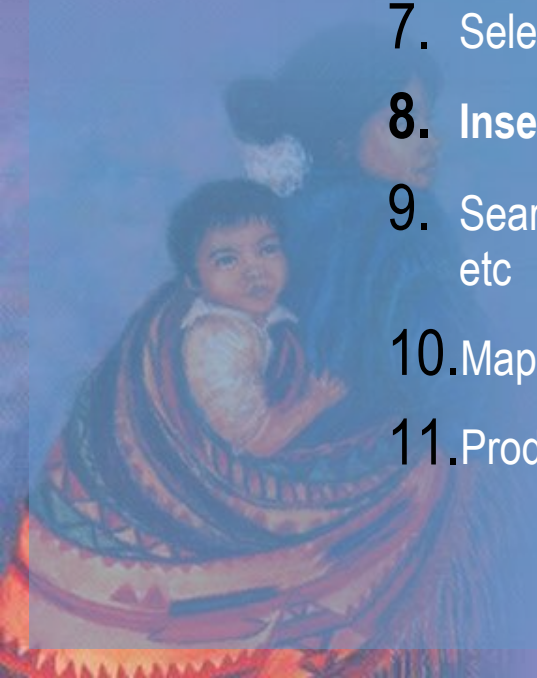
Qualitative Data Analysis Software

- Atlas ti 6.0 (www.atlasti.com)
- HyperRESEARCH 2.8 (www.researchware.com)
- **Max QDA** (www.maxqda.com)
- The Ethnograph 5.08
- QSR N6 (www.qsrinternational.com)
- QSR Nvivo (www.qsrinternational.com)
- Weft QDA (www.pressure.to/qda)
- **Open code 3.4** (www8.umu.se)
- **Dedoose** (www.dedoose.com)

Use the 30 day try out period!


Basic steps in using Qualitative Softwares

1. Install the program (note the requirements)
2. Learn the operation using the help menu
3. Prepare a source document (in text format)
4. Open a project/study unit/Hermeneutic unit
5. Import text, audio, video, picture source files
6. Read the imported text documents
7. Select the segment of the text
- 8. Insert codes, categories, memos, quotations etc**
9. Search, sort, manage categories, manage quotations etc
10. Mapping of concepts, layering, linking etc
11. Producing reports, matrices, exporting data, print **



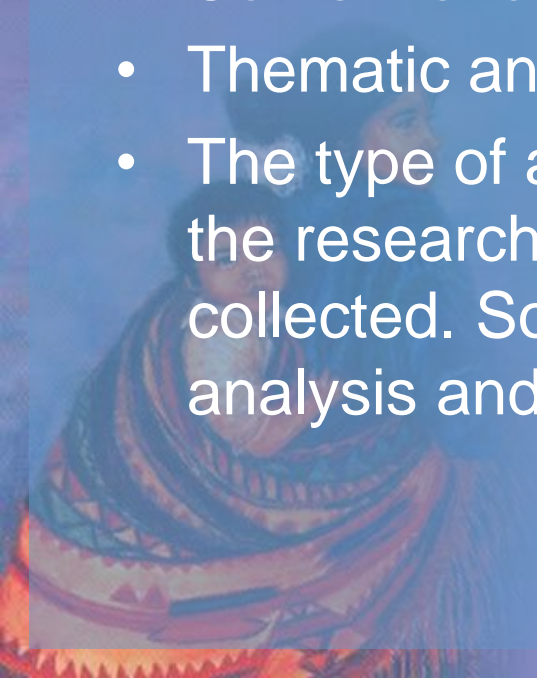
No Software

- If data is limited to interview transcriptions, use the questions as categories and place all responses under the question (note source of responses)
- Copy transcriptions, cut out sections, place on 3x5 index cards, place cards in categories (use bulletin boards to see the array)
- Really time consuming (and takes a lot of space) so explore free software



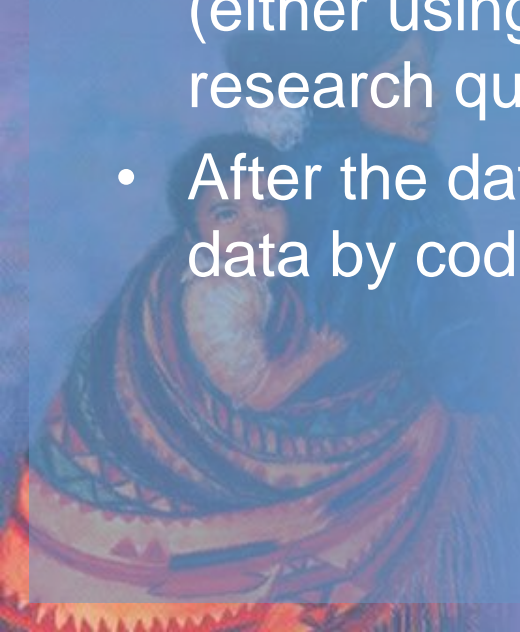
Identifying Meaningful Patterns and Themes

- In order for qualitative data to be analyzable it must first be grouped into the meaningful patterns and/or themes
- This process is the core of qualitative data analysis.
- This process is generally conducted in two primary ways:
- Content analysis
- Thematic analysis
- The type of analysis is highly dependent on the nature of the research questions and the type(s) of data you collected. Sometimes a study will use one type of analysis and other times, a study may use both types



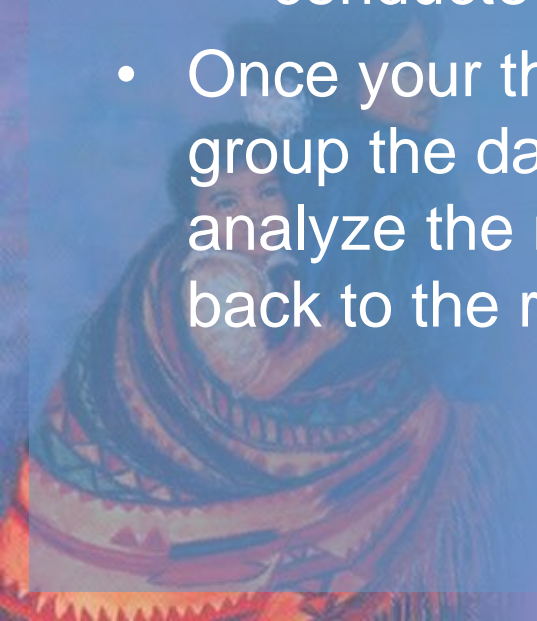
Content Analysis

- Coding the data for certain words or content
- Identifying their patterns
- Interpreting their meanings.
- This type of coding is done by going through all of the text and labeling words, phrases, and sections of text (either using words or symbols) that relate to your research questions of interest.
- After the data is coded you can sort and examine the data by code to look for patterns.



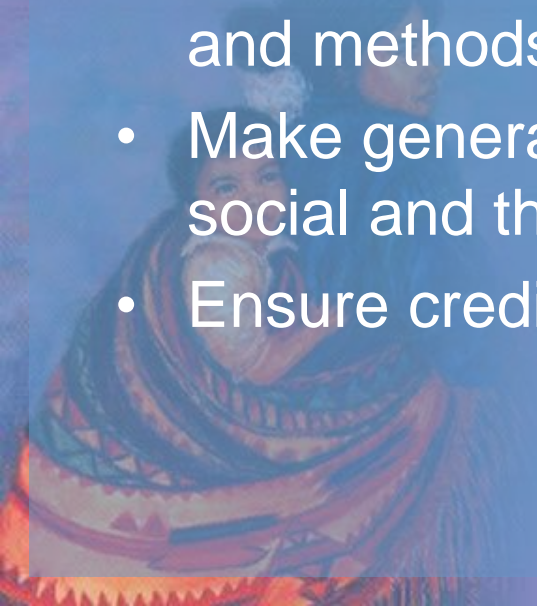
Thematic Analysis

- **Grouping** the data into themes that will help answer the research question(s). These themes may be:
 - Directly evolved from the research questions and were pre-set before data collection even began, or
 - Naturally emerged from the data as the study was conducted.
- Once your themes have been identified it is useful to group the data into thematic groups so that you can analyze the meaning of the themes and connect them back to the research question(s).



Interpretation

- Interpretation is the act of identifying and explaining the core meaning of the data
- Organizing and connecting emerging themes, sub-themes and contradictions to get the bigger picture-what it all means
- Think how best to integrate data from multiple sources and methods
- Make generalization-providing answers to questions of social and theoretical significance
- Ensure credible or trustworthy interpretations



Reporting Qualitative Research

- **Describe your research questions**
- **Explain data gathering methods and sampling (purposeful)**
- **Describe your findings (themes, categories, etc.)**
- **Draw conclusions**
- **Typically use quotes from data**
 - Descriptive
 - Direct link with data
 - Credibility
- **Ways to use quotes**
 - Illustrative
 - Range of issues
 - Opposing views

Internal Validity of Qualitative Research

- Triangulation
 - Multiple sources (respondents, documents, observation)
 - Multiple methods (interview, survey)
 - Multiple researchers (CBR)
- Member checks – participants comment on your interpretation
- Peer Review

